

DAILY DERIVATIVES RESEARCH REPORT

December 24, 2025

NIFTY OI

Current	Absolute Chg
16.76	-0.40
Previous	% Change
17.17	-2.33%

INDIA VIX

Current	Absolute Chg
9.38	-0.30
Previous	% Change
9.68	-3.10%

PCR

Current	Absolute Chg
1.14	-0.28
Previous	% Change
1.42	-19.90%

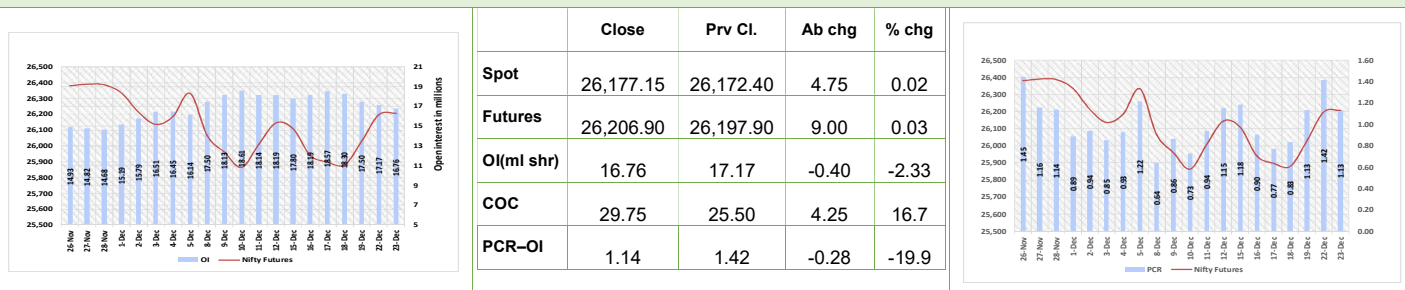
OUTLOOK



Summary

Indian markets closed on a positive note where buying was mainly seen in Information Technology, Metal and Chemicals. Nifty Dec Futures closed at 26,197.90 (up 167.90 points) at a premium of 25.50 pts to spot.

Nifty Snapshot

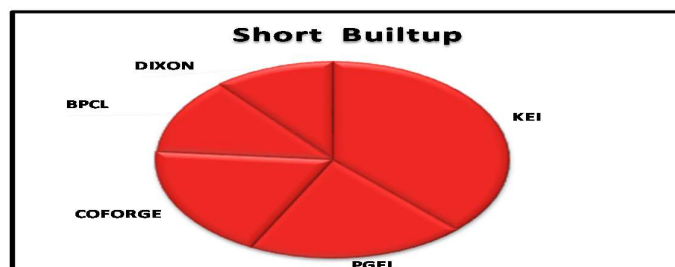
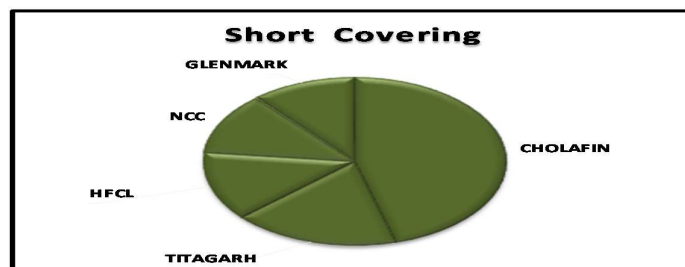
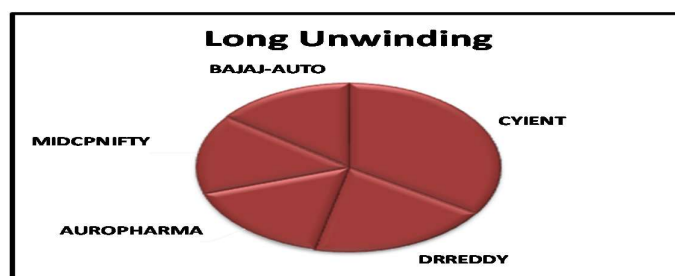
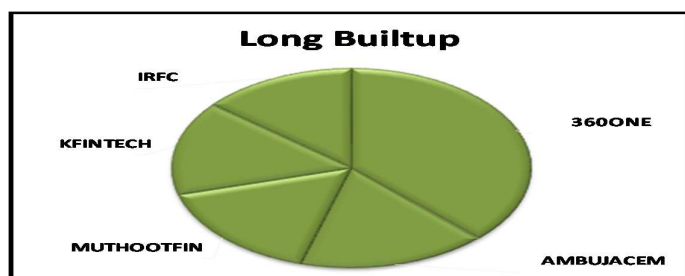


Open Interest in Nifty Options



➤ The above second chart shows previous trading day's change in Nifty options where Liquidations in OI were seen in 26000, 26100, 26200 strike Calls and at 26100, 26000, 25900, 25500 strike Puts indicating market is likely to remain positive in the near term.

➤ Highest OI build-up is seen at 26000 strike Calls and 26000 strike Puts, to the tune of 11.48mn and 19.68mn respectively.



DAILY DERIVATIVES RESEARCH REPORT



(Price is in Rs; OI is in million units; Price chg and OI chg are in percentage) **NB RESEARCH**

Fresh Longs seen in:					Fresh Shorts seen in:				
Scrip	Price	Price chg	OI	OI Chg	Scrip	Price	Price chg	OI	OI Chg
360ONE	1176.9	1.6	3.0	16.5	KEI	4421.5	-0.8	1.5	23.2
AMBUJACEM	547.7	1.4	54.0	7.5	PGEL	576.5	-0.2	10.3	9.1
MUTHOOTFIN	3807.7	0.5	4.1	7.1	COFORGE	1782.9	-4.6	12.7	6.8
KFINTECH	1099.1	1.2	3.5	6.8	BPCL	370.4	-0.2	30.3	6.1
IRFC	121.4	3.7	52.4	6.2	DIXON	12840.0	-0.1	2.4	5.7
Short Covering seen in:					Long Unwinding seen in:				
Scrip	Price	Price chg	OI	OI Chg	Scrip	Price	Price chg	OI	OI Chg
CHOLAFIN	1684.1	6.3	15.6	-19.3	CYIENT	1146.1	-1.3	2.7	-5.2
TITAGARH	834.5	1.7	4.6	-10.3	DRREDDY	1284.5	-0.2	14.1	-3.0
HFCL	66.3	3.6	88.7	-9.6	AUROPHARMA	1218.5	-0.6	21.8	-2.5
NCC	160.8	2.6	18.9	-6.5	MIDCPNIFTY	13963.8	-0.2	2.5	-2.4
GLENMARK	2047.2	0.5	13.4	-5.7	BAJAJ-AUTO	9096.0	-0.8	3.6	-2.2

Institutional Activity

Institutional Activity in previous trading session				Net FII Activity (in Rs cr.)				
(in Rs cr.)	Buy	Sell	Net	Date	Idx Fut	Stk Fut	Idx Opt	Cash
Index Futures	3757.87	1659.98	2097.89	23-Dec	2097.9	1847.3	-5206.5	-1795
Index Options	2131935.48	2137141.93	-5206.45	22-Dec	2675.7	1142.3	3262.0	-457
Stock Futures	58767.15	56919.86	1847.29	19-Dec	1261.2	3651.7	1232.0	1831
Stock Options	44977.57	43635.03	1342.54	18-Dec	-128.8	2254.1	-2084.4	596
FII Cash	7,035.26	8,830.06	-1,794.80	17-Dec	-1508.6	-835.8	-4780.1	1172
DII Cash	11,906.43	8,094.06	3,812.37	16-Dec	-1767.1	-3241.4	10790.1	-2382

Technical Pivot (Intraday):

	S2	S1	PIVOT	R1	R2
NIFTY	26115	26160	26210	26255	26305
BANKNIFTY	59255	59330	59425	59500	59590

Derivative Recommendations:

Stock Name	Call (Buy/Sell)	Entry price	Targets	Stop Loss	Duration	Status

DAILY DERIVATIVES RESEARCH REPORT

NIFTY50 Options OI (CE OI = Resistance) (PE OI = Support)			
Symbol	Highest CE OI	Highest PE OI	CMP
ADANIENT	2300	2300	2252
ADANIPTS	1520	1500	1496
APOLLOHOSP	7500	7000	7069
ASIANPAINT	3000	2600	2805
AXISBANK	1300	1220	1226
BAJAJ-AUTO	9300	9000	9096
BAJAJFINSV	2100	2040	2046
BAJFINANCE	1050	1000	1011
BEL	410	400	400
BHARTIARTL	2160	2100	2124
CIPLA	1600	1400	1501
COALINDIA	400	440	401
DRREDDY	1300	1140	1285
EICHERMOT	7300	6300	7295
ETERNAL	310	285	285
GRASIM	2800	2700	2831
HCLTECH	1720	1440	1679
HDFCBANK	1000	990	998
HDFCLIFE	800	700	763
HINDALCO	870	800	863
HINDUNILVR	2300	2300	2298
ICICIBANK	1400	1400	1364
INDIGO	5500	5100	5155
INFY	1600	1600	1663
ITC	410	400	408

NIFTY50 Options OI (CE OI = Resistance) (PE OI = Support)			
Symbol	Highest CE OI	Highest PE OI	CMP
JIOFIN	310	300	299
JSWSTEEL	1200	1000	1097
KOTAKBANK	2200	2000	2164
LT	4100	4000	4065
M&M	3800	3600	3623
MARUTI	16500	16000	16603
MAXHEALTH	1100	1040	1075
NESTLEIND	1320	1180	1256
NTPC	325	320	324
ONGC	250	230	236
POWERGRID	280	260	268
RELIANCE	1600	1550	1572
SBILIFE	2040	2020	2026
SBIN	1000	960	974
SHRIRAMFIN	1000	900	957
SUNPHARMA	1840	1760	1758
TATACONSUM	1200	1070	1184
TMPV	400	350	363
TATASTEEL	175	170	171
TCS	3300	3300	3309
TECHM	1600	1600	1636
TITAN	4000	3800	3929
TRENT	4300	4000	4190
ULTRACEMCO	12000	10800	11697
WIPRO	285	260	272

DAILY DERIVATIVES RESEARCH REPORT

OI against MWPL				
Symbol	MWPL	Open Interest	Limit for next day	% OI
KAYNES	4667784	13184100	1265272	282%
SAMMAANCAP	122326971	217227400	Ban	178%
DIXON	6445442	10086250	3412089	156%
ADANIENT	30942206	47431500	6337802	153%
IRCTC	30082783	44589125	8935180	148%
BANDHANBNK	142752962	197679600	13554821	138%
CONCOR	48077012	64187500	7507878	134%
HUDCO	75071250	99888900	32651845	133%
RBLBANK	91351468	119014875	6878651	130%
IDEA	8713529091	11171256600	1264472997	128%
SAIL	216861410	271880900	27269670	125%
LICHSGFIN	45183075	55364000	7173856	123%
HFCL	147979599	180322650	49676086	122%
MCX	7635422	9245125	3745121	121%
CROMPTON	81400589	98170200	19111402	121%
TATAELXSI	4309631	5082000	2156645	118%
PNB	447910372	511664000	168631343	114%
INDIGO	32732860	35946300	19159234	110%
NMDC	517037525	563780250	148846399	109%
BDL	13786716	15019075	7934456	109%
ABCAPITAL	122316423	130373600	36933056	107%
INOXWIND	144708707	153265414	48192146	106%
ANGELONE	9647634	10075750	5484607	104%
PATANJALI	50840137	52859700	8846548	104%
IEX	133395043	138543750	69485671	104%
DLF	83667734	86633250	27832383	104%
BIOCON	90981174	94125000	39956941	103%
NBCC	154894704	156279500	58461384	101%
RVNL	84941460	85648375	40779264	101%
IREDA	119011160	117403500	63227440	99%
MAZDOCK	11364224	11177475	5886443	98%
CDSL	26647500	26120725	15254500	98%
GLENMARK	22585180	22024125	8183199	98%

OI against MWPL				
Symbol	MWPL	Open Interest	Limit for next day	% OI
MANAPPURAM	82205057	79194000	35631325	96%
PNBHOUSING	28062406	26747500	10461233	95%
NATIONALUM	134225816	125943750	73689809	94%
AMBER	3067454	2851900	1853162	93%
RECLTD	187084550	173826100	81681583	93%
PGEL	23897684	21924300	13200161	92%
JUBLFOOD	48884739	44780000	25231559	92%
JSWENERGY	80203755	71154000	30817217	89%
KALYANKJIL	57552009	51030250	18708859	89%
OFSS	3401732	2976750	1775116	88%
TITAGARH	12028036	10484225	6225502	87%
PETRONET	93668136	80891000	42842722	86%
VEDL	255091106	216662300	135743211	85%
LTF	126777205	107607912	73742644	85%
ASHOKLEY	409181558	341840000	220314516	84%
BHEL	169029877	140920500	94757060	83%
LICI	32057152	26170900	18909659	82%
CHOLAFIN	63212268	51213125	43316837	81%
TATATECH	27246569	21670400	14714808	80%
ASTRAL	18495534	14666750	9933074	79%
HAL	28450886	22547550	16733696	79%
GMRAIRPORT	534704421	418597650	323301084	78%
EXIDEIND	68856800	53710200	32913762	78%
IDFCFIRSTB	761294821	591012275	364089434	78%
PFC	203602113	157453400	107741965	77%
WIPRO	292948819	225240000	164058295	77%
HINDZINC	167680340	128326100	115970398	77%
AUROPARMA	41977935	32022100	17996859	76%
INDUSINDBK	93805784	69412000	43449815	74%
TATAPOWER	169808198	123624100	103123678	73%
NCC	72342848	52501500	48248969	73%
AMBUJACEM	119762774	86905350	59088825	73%
CANBK	504315430	364675500	337671484	72%

DAILY DERIVATIVES RESEARCH REPORT



FROM THE EQUITY DERIVATIVE DESK:

NIRAV HARISH CHHEDA
AVP - DERIVATIVES AND TECHNICAL RESEARCH
E-Mail: nirav.chheda@nirmalbang.com
Tel no: 6273-8199/8000

AMIT BHUPTANI
SNR.DERIVATIVES AND TECHNICAL RESEARCH
E-Mail: amit.bhuptani@nirmalbang.com
Tel no: 6273-8242/8000

DISCLOSURE

Research Reports that are published by Nirmal Bang Securities Private Limited (hereinafter referred to as "NBSPL") are for private circulation only. NBSPL is a registered Research Analyst under SEBI (Research Analyst) Regulations, 2014 having Registration no. INH000001766. NBSPL is also a registered Stock Broker with National Stock Exchange of India Limited, BSE Limited, Metropolitan Stock Exchange of India Limited, Multi Commodity Exchange of India Limited and , National Commodity and Derivative Exchange Limited in Capital Market , Equity and Commodities derivatives segments and Currency Derivatives Segment . NBSPL has other business divisions with independent research teams separated by Chinese walls, and therefore may, at times, have different or contrary views on stocks and markets. NBSPL or its associates have not been debarred / suspended by SEBI or any other regulatory authority for accessing / dealing in securities Market since last 20 years. NBSPL, its associates or analyst or his relatives do not hold any financial interest (Except Investment) in the subject company. NBSPL or its associates or Analyst do not have any conflict or material conflict of interest at the time of publication of the research report with the subject company. NBSPL or its associates or Analyst or his relatives may or may not hold beneficial ownership of 1% or more in the subject company at the end of the month immediately preceding the date of publication of this research report. NBSPL or its associates / analyst has not received any compensation / managed or co-managed public offering of securities of the company covered by Analyst during the past twelve months. NBSPL or its associates have not received any compensation or other benefits from the company covered by Analyst or third party in connection with the research report. Analyst has not served as an officer, director or employee of Subject Company. NBSPL / analyst has not been engaged in market making activity of the subject company. Analyst Certification: The research analysts and authors of these reports, hereby certify that the views expressed in this research report accurately reflects my/our personal views about the subject securities, issuers, products, sectors or industries. It is also certified that no part of the compensation of the analyst(s) was, is, or will be directly or indirectly related to the inclusion of specific recommendations or views in this research. The analyst(s) principally responsible for the preparation of this research report and has taken reasonable care to achieve and maintain independence and objectivity in making any recommendation.

DISCLAIMER

The Research Report is for the personal information of the authorized recipient and does not constitute to be any investment, legal or taxation advice. NBSPL is not soliciting any action based upon it. Nothing in the research report shall be construed as a solicitation to buy or sell any security or product, or to engage in or refrain from engaging in any such transaction. In preparing the research report, we did not take into account the investment objectives, financial situation and particular needs of the reader. The research report has been prepared for the general use of the clients of NBSPL and must not be copied, either in whole or in part, or distributed or redistributed to any other person in any form. If you are not the intended recipient you must not use or disclose the information in the research report in any way. Though disseminated to all the customers simultaneously, not all customers may receive the research report at the same time. NBSPL will not treat recipients as customers by virtue of their receiving the research report. The research report is not directed or intended for distribution to or use by any person or entity resident in a state, country or any jurisdiction, where such distribution, publication, availability or use would be contrary to law, regulation or which would subject NBSPL & its group companies to registration or licensing requirements within such jurisdictions. The report is based on the information obtained from sources believed to be reliable, but we do not make any representation or warranty that it is accurate, complete or up-to-date and it should not be relied upon as such. We accept no obligation to correct or update the information or opinions in it. NBSPL or any of its affiliates or employees shall not be in any way responsible for any loss or damage that may arise to any person from any inadvertent error in the information contained in the research report. NBSPL or any of its affiliates or employees do not provide, at any time, any express or implied warranty of any kind, regarding any matter pertaining to this report, including without limitation the implied warranties of merchantability, fitness for a particular purpose, and non-infringement. The recipients of the research report should rely on their own investigations. This information is subject to change without any prior notice. NBSPL reserves its absolute discretion and right to make or refrain from making modifications and alterations to this statement from time to time. Nevertheless, NBSPL is committed to providing independent and transparent recommendations to its clients, and would be happy to provide information in response to specific client queries. Before making an investment decision on the basis of research report, the reader needs to consider, with or without the assistance of an adviser, whether the advice is appropriate in light of their particular investment needs, objectives and financial circumstances. There are risks involved in securities trading. The price of securities can and does fluctuate, and an individual security may even become valueless. International investors are reminded of the additional risks inherent in international investments, such as currency fluctuations and international stock market or economic conditions, which may adversely affect the value of the investment. Opinions expressed are subject to change without any notice. Neither the company nor the director or the employees of NBSPL accept any liability whatsoever for any direct, indirect, consequential or other loss arising from any use of the research report and/or further communication in relation to the research report. Here it may be noted that neither NBSPL, nor its directors, employees, agents or representatives shall be liable for any damages whether direct or indirect, incidental, special or consequential including lost revenue or lost profit that may arise from or in connection with the use of the information contained in the research report. Copyright of this document vests exclusively with NBSPL. Our reports are also available on our website www.nirmalbang.com Registration granted by SEBI and certification from NISM in no way guarantee performance of NBSPL or provide any assurance of returns to investors.

**Nirmal Bang Research (Division of Nirmal Bang Securities Pvt. Ltd.) B-2, 301/302, Marathon Innova,
Opp. Peninsula Corporate Park Off. Ganpatrao Kadam Marg Lower Parel (W), Mumbai-400013
Board No. : 91 22 6723 8000/8001 Fax. : 022 6723 8010**